

Type 1 Wheel Grinders

Air-Powered Grinders, 3" and 4" Diameter



COUPLER/PLUG
PAGE 228

ACCESSORIES
PAGE 222

*Clean Metal, Grind and Smooth Weld Seams,
Remove Imperfections Prior to Painting*

**FOR REINFORCED TYPE 1
GRINDING WHEELS**
3" and 4" Dia. (76 mm and 102 mm)
SEE PAGE 281

3" Diameter, Straight Line, 1 hp, 6" Extension

- Each model accepts optional 3" diameter Type 1 Reinforced Wheel, with 3/8" center hole (maximum wheel width of 1/2").
- Governor-controlled motor maintains RPM under heavy load; rear exhaust.
- Safety-lock lever is included on all models.
- Standard cushioned grip enhances operator comfort and control.


Model 52376 12,000 RPM

Model 52377 15,000 RPM

Model 52378 18,000 RPM



Model 52376



Always use required wheel guard. Never remove a guard that is specified for a tool.


Wheel Sold Separately

4" Diameter, Straight Line, 1 hp

- Each model accepts optional 4" diameter Type 1 Reinforced Wheel, with 3/8" center hole (maximum wheel width of 1/4").
- Governor-controlled motor maintains RPM under heavy load; rear exhaust.
- Safety-lock lever is included on all models.

Model 52373 12,000 RPM

Model 52374 15,000 RPM



Model 52373


Wheel Sold Separately

4" Diameter, Straight Line, 1 hp, 6" Extension

- Each model accepts optional 4" diameter Type 1 Reinforced Wheel, with 3/8" center hole (maximum wheel width of 1/4").
- Governor-controlled motor maintains RPM under heavy load; rear exhaust.
- Safety-lock lever is included on all models.
- Standard cushioned grip enhances operator comfort and allows additional control.

Model 52379 12,000 RPM

Model 52380 15,000 RPM



Model 52379

Wheel Sold Separately

IMPORTANT: Speed of tool must not exceed maximum operating speed of accessory. Never mount non-reinforced grinding wheels. Always wear eye, face & body protection.

Model Number	Motor hp (W)	Motor RPM	Sound Level	Maximum Air Flow SCFM (L/Min)	Hose I.D. Size Inch (mm)	Air Inlet Thread	Tool Thread	Weight Pound (kg)	Length Inch (mm)	Height Inch (mm)
52373	1.0 (744)	12,000	81 dB(A)	38 (1,076)	3/8 (10)	3/8" NPT	3/8"-24 Male	2.7 (1.2)	8-5/8 (218)	4-1/2 (113)
52374	1.0 (744)	15,000	77 dB(A)	39 (1,104)	3/8 (10)	3/8" NPT	3/8"-24 Male	2.8 (1.3)	9-3/4 (248)	4-1/2 (113)
52376	1.0 (744)	12,000	81 dB(A)	38 (1,076)	3/8 (10)	3/8" NPT	3/8"-24 Male	3.9 (1.8)	14-1/4 (362)	3-1/2 (89)
52377	1.0 (744)	15,000	77 dB(A)	39 (1,104)	3/8 (10)	3/8" NPT	3/8"-24 Male	3.9 (1.8)	14-1/4 (362)	3-1/2 (89)
52378	1.0 (744)	18,000	78 dB(A)	40 (1,133)	3/8 (10)	3/8" NPT	3/8"-24 Male	3.9 (1.8)	14-1/4 (362)	3-1/2 (89)
52379	1.0 (744)	12,000	81 dB(A)	38 (1,076)	3/8 (10)	3/8" NPT	3/8"-24 Male	3.9 (1.8)	14-1/4 (362)	4-1/2 (113)
52380	1.0 (744)	15,000	77 dB(A)	39 (1,104)	3/8 (10)	3/8" NPT	3/8"-24 Male	3.9 (1.8)	14-1/4 (362)	4-1/2 (113)

Tune-Up Kit: No. 96532 (page 267) • Additional Specifications: Air Pressure 90 PSIG (6.2 Bar)