

Versatility Grinder

Electric Abrasive Belt Machine



CONTACT ARMS
PAGE 196

ACCESSORIES
PAGE 195

ABRASIVE MACHINERY

Ideal for an Extensive Variety of Finishing Applications

FOR ABRASIVE BELTS
1/4"-2" wide x 72" long
(6 mm-51 mm x 1,829 mm)
SEE PAGE 270

- Versatility Grinder powers 72" abrasive belts in widths from 1/4" to 2", to provide a wide variety of finishing solutions.
- Ideal for use on castings and forgings, turbine blades, medical implants, investment castings and more.
- Each model on page includes 67212 Contact Arm (see page 198).
- Sleek, compact design for easy space-saving set up.
- Combines linear tracking adjustment with conventional pivot tracking, for optimum belt tracking control.
- Adjustable air belt tensioning; pivoting arm assembly.
- Includes efficient through-housing vacuum port (see page 195 for optional Vacuum Scoop Assembly).

Variable Speed Models

- Design allows change of belt direction from forward to reverse.

Model 64900 600 - 4,000 SFPM, 115 V (AC)

Model 64901 600 - 4,000 SFPM, 230 V (AC)

Model 64902 2,000 - 8,000 SFPM, 230 V (AC)



Model 64903 2,000 - 8,000 SFPM, 460 V (AC)

Fixed Speed Models

- Forward direction only.

Model 64904 5,400 SFPM, 115 V (AC)

Model 64905 5,400 SFPM, 230 V (AC)




Variable Speed Model

- Design allows change of belt direction from forward to reverse.

Model 64881 600 - 4,000 SFPM, 230 V (AC)

- This model carries the CE (European Conformity) mark, signifying that it complies with all essential requirements of relevant European health, safety and environmental protection legislation.
- Shown with optional Vacuum Scoop Assembly (see page 195).



"Pivot mount" assembly allows operator to adjust Contact Arm to any angle for peak efficiency.

Model Number	Motor hp (W)	Abrasive Belt Size Inch (mm)	Max. SFPM (SM/Min)	Voltage	Phase	Frequency	Weight Pound (kg)	Length Inch (mm)	Height Inch (mm)
64881	1 (746)	1/4-2 (6-51) x 72 (1,829)	600-4,000 (183-1,219)	230	1	50 Hz	120 (55)	33 (838)	22 (559)
64900	1 (746)	1/4-2 (6-51) x 72 (1,829)	600-4,000 (183-1,219)	115	1	50/60 Hz	120 (55)	33 (838)	22 (559)
64901	1 (746)	1/4-2 (6-51) x 72 (1,829)	600-4,000 (183-1,219)	230	1	50/60 Hz	120 (55)	33 (838)	22 (559)
64902	3 (2,232)	1/4-2 (6-51) x 72 (1,829)	2,000-8,000 (610-2,438)	230	3	50/60 Hz	120 (55)	33 (838)	22 (559)
64903	3 (2,232)	1/4-2 (6-51) x 72 (1,829)	2,000-8,000 (610-2,438)	460	3	50/60 Hz	120 (55)	33 (838)	22 (559)
64904	1.5 (1,119)	1/4-2 (6-51) x 72 (1,829)	5,400 (1,647)	115	1	50/60 Hz	120 (55)	33 (838)	22 (559)
64905	1.5 (1,119)	1/4-2 (6-51) x 72 (1,829)	5,400 (1,647)	230	1	50/60 Hz	120 (55)	33 (838)	22 (559)