





Safety Guidelines

For Various Abrasive Power Tools

Safety Booklet included with tool must be read and understood before operating any portable pneumatic tool!




- This page must be read and understood by operating personnel and safety manager. Protection to operating personnel, as well as adjacent areas, shall be maintained at all times.
- Always comply with: General Industry Safety & Health Regulations (www.osha.gov), EN Standards for Hand Held Non-Electric Power Tools (www.cen.eu), American National Standards Institute (www.ansi.org) and Regional Regulations.
- Additional safety reference materials are available at www.dynabrade.com.

Safety Signal Words

	Indicates a hazardous situation that, if not avoided, will result in death or serious injury. This signal word is to be limited to the most extreme situations.
	Indicates a hazardous situation that, if not avoided, could result in death or serious injury.
	Indicates a hazardous situation that, if not avoided, could result in minor or moderate injury. It may also be used without the safety alert symbol as an alternative to "NOTICE."
	Is the preferred signal word to address practices not related to personal injury. The safety alert symbol shall not be used with this signal word. As an alternative to "NOTICE", the word "CAUTION" without the safety alert symbol may be used to indicate a message not related to personal injury.

Safety Symbols

Dynabrade Inc. safety labels/symbols follow the guidelines outlined in ISO 3864. In order to help users understand the meaning of the safety labels/symbols, the standard allows the reproducing of the figures and captions below. Some colored symbols are reproduced in this document in grayscale. A complete color version may be found at www.dynabrade.com.

	WARNING A black graphical symbol inside a yellow triangle with a black triangular band defines a safety sign that indicates a hazard.		PROHIBITION A black graphical symbol inside a red circular band with a red diagonal bar defines a safety sign that indicates that an action shall not be taken or shall be stopped.		MANDATORY ACTION A white graphical symbol inside a blue circle defines a safety sign that indicates that an action shall be taken to avoid a hazard.
---	---	---	---	---	--

For consistency Dynabrade Inc. also uses the above symbols and word definitions in collateral material, which includes this Pneumatic Tool Safety Guidelines. For product safety information in Product Manuals, Instructions, and other Collateral Materials, Dynabrade Inc. adheres to ANSI Z535.6-2006.

	Refer to Instruction Manual/Booklet		Fire Hazard		Safety Alert
	Eye Protection Must Be Worn		Explosion Hazard		Air Hose Hazard
	Electric Shock Hazard		Hearing Protection Must Be Worn		Entanglement Hazard
	Vibration Hazard		Respiratory Protection Must Be Worn		